


# Fillip Fleet Driver Guide

## Getting started

1. Download the app to login in with your mobile phone number
2. Follow the steps in-app to activate your account
3. Add your new card to the wallet on your phone

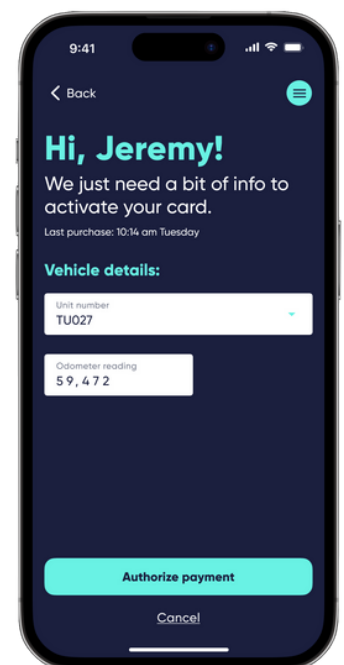


Virtual card

Next, let's get ready to fuel your vehicle!

## Making a purchase

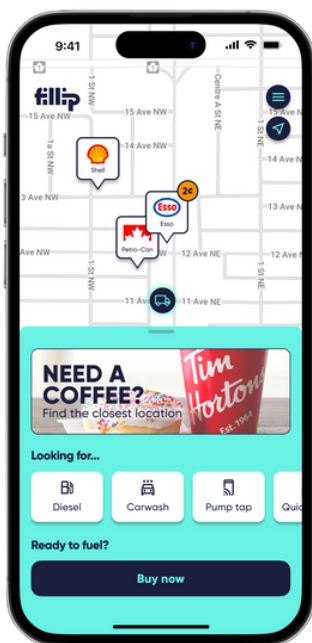
1. Open the app and tap **Buy now** on the map
2. Enter any required information and authorize payment
3. Open the wallet on your phone and select the Phillip card
4. Tap your phone to pay at the pump or in-store
5. Take a photo of your receipt to complete your purchase



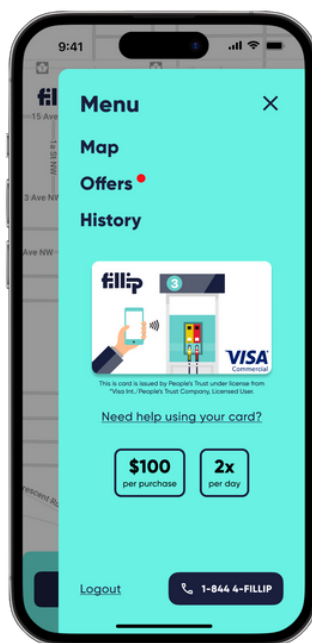
Pump prompts

## Helpful hints


- You'll receive an invite SMS from Fillip to join your fleet.
- You must authorize payment each time you use your Fillip card
- Any purchase limits are visible on the menu, in the Fillip app
- Set the preauthorization on the pump to match your limit, before tapping
- Check for helpful notifications on your phone if you have any problems



Station map



Driver menu



Secure wallet

We're always here to help!  
**1-844 4-FILLIP**

1-844 434-5547